

20
18



SUPPLEMENTARY DOCUMENTS

**NGĀ TĀNGATA TIAKI O WHANGANUI TRUST
ANNUAL GENERAL MEETING
FOR THE PERIOD 1 APRIL 2017 TO 31 MARCH 2018**

**TE NGA KINGA O WHANGANUI INVESTMENT
TRUST – 2017-18 YEAR IN REVIEW**


WHANGANUI IWI FISHERIES LIMITED – UPDATE

Te Ao Hou Marae, 356 Somme Parade, Whanganui
Sunday 23 September 2018
Pōwhiri - 11.00am
AGM - 11.30am to 1pm



TABLE OF CONTENTS

NGĀ TĀNGATA TIAKI O WHANGANUI TRUST	3
Annual General Meeting Agenda for 23 September 2018	3
Minutes of the AGM Held 24 September 2017	4
Appointment of Auditor for 2018-2019	6
Trustee Remuneration for 2018-2019	7
Independent Summary of Trustee Performance Review	8
TE NĀKINGA O WHANGANUI INVESTMENT TRUST	9
Chairpersons Report	9
Strategic Plan	14
Annual Plan	15
Financial Statements	16
WHANGANUI IWI FISHERIES LIMITED (WIFL)	29
Financial Statements	29



1. Karakia
2. Apologies
3. Minutes of the AGM held 24 September 2017
 - (i) Approve Minutes of the Last Meeting
4. Annual Report *[Video & Presentations]*
5. Appointment of Auditor for 2018-2019
6. Range of activities and attendance of Trustees at formal Trust meetings *[Presentation]*
7. Approval of Trustee Remuneration for 2018-2019
8. Te Ngakinga o Whanganui Investment Trust – 2017-2018 Year in Review
9. Whanganui Iwi Fisheries Limited – Update
10. General Business
 - (i) Te Pou Tupua *[Presentation]*
11. Trust Elections
 - (i) Results of Trust Elections and Confirmation of Trustees
 - (ii) Acknowledgement of Retiring Trustees
12. Karakia Whakamutunga



MINUTES OF THE AGM HELD ON 24 SEPTEMBER 2017

NGĀ TĀNGATA TIAKI O WHANGANUI TRUST MINUTES OF THE ANNUAL GENERAL MEETING FOR THE PERIOD 1 APRIL 2016 TO 31 MARCH 2017

HELD AT RAETIHI PĀ, RAETIHI, ON SUNDAY 24TH SEPTEMBER 2017 COMMENCING AT 12PM

1. Karakia Hune Rapana

2. Whakatau Gerrard Albert (Chairperson)

3. Present: Refer to the attached AGM Attendance Register.

4. In attendance: Simon Karipa - Chairperson, Te Ngakinga o Whanganui Investment Trust, Russell Bell - Chairperson, Audit and Risk Committee, Cameron Town - Auditor, Silks Audit Chartered Accountants Limited, Lee Gray - Interim Manager (for the reporting year 2015-2016) and Accountant, Deloitte, Jamie Ferguson - Legal Counsel, Kahui Legal

5. Apologies: The Chairperson received apologies from the floor and the Register. (Refer to the attached AGM Apologies Register.)

6. Trust Statement

Rāwiri Tinirau, Deputy Chairperson, read out a statement relating to an investigation completed by the four non-conflicted Trustees, namely, Rāwiri Tinirau, Keria Ponga, Ned Tapa and Chris Kumeroa, which determined that their fellow Trustee, Susan Osborne had brought Ngā Tāngata Tiaki o Whanganui Trust and Whanganui Iwi into disrepute. As a result Susan Osborne had been removed as a Trustee of Trust on 19 September 2017. The Trust Deed required that where a Trustee has been censured or removed as a Trustee the Trust must present the decision and the reasons for it at the next Annual General Meeting of the Trust. The investigation and decision made by the non-conflicted Trustees had been conducted in accordance with the Trust Deed and requisite legal advice.

The Chairperson allowed questions for the purposes of clarification to be answered by the Trust noting that while the non-conflicted Trustees had made the decision the Trust as a whole is required to uphold that decision. Beyond this Annual General Meeting the Trust is available to walk anyone through the decision by request.

7. Minutes of the last AGM

Resolution: That the minutes from the last AGM held on 25 September 2016 be approved as true and correct.

[Moved] Pirihiira Cribb **[Second]** John Maihi **[CARRIED]**

8. Annual Report

The Annual Report for 2017 was presented by the Chairperson.

9. Financial Report

Lee Gray (Deloitte) provided a summary of financial performance for Ngā Tāngata Tiaki Group and Cameron Town (Silks Audit) spoke to the Independent Auditors Report.

Resolution: That the Consolidated Financial Statements for the year ended 31 March 2017 be accepted.

[Moved] Soraya Peke-Mason **[Second]** Brendan Morgan **[CARRIED]**

Resolution: That Silks Audit Chartered Accountants Ltd. be appointed as the Trust's Auditor for the 2017-2018 financial year.

[Moved] John Maihi **[Second]** Marilyn Kairimu **[CARRIED]**

10. Trustee Remuneration

Resolution: That the annual remuneration for the Chairperson, Deputy Chairperson and Trustees be as follows:

- i. Chairperson \$69,000
- ii. Deputy Chairperson \$51,750
- iii. Trustees \$28,750

[Moved] Irihapeti Pakai **[Second]** Soraya Peke-Mason **[CARRIED]**

Resolution: That the Trust consider reporting on the range of activities individual Trustees have participated in including attendance at formal Trust meetings to the next Annual General Meeting.

[Moved] Pirihira Cribb **[Second]** Mariana Waitai **[CARRIED]**

11. General Business

11.1 Audit and Risk Committee

Russell Bell explained the work programme that the Audit and Risk Committee have done over the year.

11.2 Te Ngakinga o Whanganui Investment Trust

Simon Karipa presented the Te Ngakinga o Whanganui Investment Trust Chairman's Report, Five Year Strategic Plan 2016-2021, Annual Plan 2016-2017 and the Financial Statements as shown in the Supplementary Documents.

11.3 River Consents

What responsibility does Ngā Tāngata Tiaki have for giving consent for activities on the Whanganui River? There is a provision under the Deed of Settlement which allows the iwi to review, with the Crown, on how they allocate concessions to the national park or surface water activities. Our role as Ngā Tāngata Tiaki is to ensure that when the people are ready, we can move into that discussion with the Crown. Secondly, we participate as a requirement of the Te Awa Tupua Deed of Settlement in support of our people.

11.4 Tourism

Tourism on the Whanganui River has increased. There are other operators that have brought on bigger jet boats which pose a risk to non-motorised boats. There needs to be management put in place by the people.

This is what it's all about, changing the status of the River so it's valued. There are ways through the settlement where these issues can be explored.

11.5 Gifting of Land to the Council

The Mayor of Whanganui has said that the Council had been gifted the cycle tracks. Is our land being gifted to the Council?

The simple answer is no.

12. Karakia Whakamutunga

As there was no further business the Chairperson declared the meeting closed at 2.56 pm.

Karakia by Hune Rapana

13. AGM Attendance Register

Jo Takarangi Firmin, Charmaine Puru, Turuhira Mohi, Mere Wakefield, Retihiamatikei Cribb, Reo Rapana, Sharon McKenzie, Piri Cribb, Nancy Tuaine, Cheri Vans, Carol Rameka, Moana Haika, April Taiaroa, Moewai Hyland, Rangimarie Waetford, Rangimarie Hall, Taute Eparaima, Dianah Ngarongo, Wiremu Nicholson, Wai Wiari Southen, Brendan Morgan, Uru Gardiner, Tania Anderson, Hine Maraku, Olive Hawira, Aiden Gilbert, Ken Mair, Chris Shenton, Jamie Fergusson, Mark McGhe, Raymond Rapana, Mariana Waitai, Garry Davis, Marilyn Kairimu, Hone Tamehana, Lauren Tamehana, Tamati Tamehana, Te Haeata Tamehana, Raymond Tuuta, Connor Pauro, Cruz Pauro, Erena Metekingi Anson, Gail Imhoff, Declan Millin, Sophia Millin, Te Urumanao Gardiner, John Niko Maihi, Soraya Peke-Mason, Anton John McKay, Hune Rapana, Putiputi Corneal, Nga Pania Te Hore Te Waa Nukuraera, Gisela Bauer, Maia Herewini, Te Kohatu Bauer, Pilhi Waretini, Kataraina Millin, Anahera Haami, Sophia Millin, Peter Te Ahuru, Ellen Te Ahuru, Maria Waara, Pare Arahanga-Kinnaird, Elizabeth Pakai, Lesley Ruke, Gavin Brooks, Charlie Osborne, Susan Osborne, Taute Eparaima, Jane M Peeti, Robert Williams, Ray Rapana, Kereru Mako, Racquel Mackenzie, Javell Pereka, Cassy Titter, Sheena Maru, Renee' Tamehana, Kahureremoa Aki, Stevie Aki, Maringanui Aki, Te Ataiti Marie Aki, Gerrard Albert, Keria Ponga, Ned Tapa, Chris Kumeroa, Rawiri Tinirau, Miriama Cribb, Utiku Potaka, Blair Anderson, Simon Karipa, Lee Gray, Russell Bell and Cameron Town.

14. AGM Apologies Register

Kathleen Dooley, Te Moengarau Hemopo Kahura Arani, Harete Hipango, Margaret Brimblecombe, Janeita Hildalene Wilson (Korty), Nga Kuia Shirley Kereopa, Te Urunga Evelyn Aroha (aka: Kaike) Kereopa, Te Rehu Kereopa, Ture Richard Pakira Tera Kereopa, Rangi Barry Kereopa, Kuru Kereopa, Paige Misty-Tinear Kereopa, Mary Morten nee Kereopa and the many mokopuna of Hare Kereopa, Norma Barkle, Bibi Hemara (Ellen), Dan Teka, Che Wilson, John Reniti Church, Ash Owens, Daryn Te Uamairangi, Ramari Te Uamairangi, Teresa Etana, Rihi Salter, Monica Matamua, Peter Walden, Tex Spain, Elijah Pue, Matariki Fox-Cribb, I Atamai Cribb, Raylene McKenzie-Mason, Angela Te Aroha Haika, Stephen McLeod, Kemp Dryden, Chaana Morgan, June Rogan-Haami, Hera Smith, Royce Ponga, Tamahau Rowe, Amiria Beamsley and Riatana Tapa.

APPOINTMENT OF AUDITOR FOR 2018-2019

The Trust recommends to the Annual General Meeting that Silks Audit Chartered Accountants be appointed as the Trust's Auditor for the 2018-2019 financial year.

As a best practice measure, the Trust undertook an RFP (Request for Proposals) process for audit services in 2017. Two proposals were received including one from the incumbent Silks Audit. The proposals were assessed against capability, flexibility, professionalism, timeliness and costs. Silks Audit was clearly the preferred option. The Trust has resolved to repeat the RFP process every three years.

Proposed Resolution: That Silks Audit Chartered Accountants be appointed as the Trust's Auditor for the 2018-2019 financial year.

TRUSTEE REMUNERATION FOR 2018-2019

As part of last year's discussion on Trustee Remuneration, the AGM resolved that the Trust consider reporting in 2018 on the range of activities individual Trustees have participated in including attendance at formal Trust meetings. The Trust has duly presented a report in that vein to this Annual General Meeting.

In line with the independent advice commissioned in August 2017, it is recommended that the annual remuneration of the Chairperson, Deputy Chairperson and Trustees for 2018-2019 remain at the same level as 2017-2018.

Proposed Resolution: That annual remuneration of the Chairperson, Deputy Chairperson and Trustees for 2018-2019 be set in line with that resolved at the 2017 Annual General Meeting as follows:

• Chairperson	\$69,000
• Deputy Chairperson	\$51,750
• Trustees	\$28,750

Factors considered in recommending the status quo:

1. EY Tahi advice from 2017 set a remuneration range for which the Chairperson's remuneration was set at last year's AGM within the middle of the recommended range (57k-84k); the Deputy Chairperson's remuneration was set slightly above the maximum of the recommended range (37.5k to 49k); and Trustees remuneration was set below the minimum of the recommended range (35k-49k).
2. The independent advice of EY Tahi from August 2017 remains valid for 2018.
3. The high workload for the Trust continues including implementation of the Te Awa Tupua framework, Trust and subsidiary entity planning and monitoring, establishment of the Iwi Development Trust and advancing Strategic Projects in addition to responsibilities inherited from the three transitioned Trusts; and
4. In addition to regular monthly meetings and special meetings, Trustees will be required to attend numerous additional meetings, hui, workshops and events in fulfilment of duties and to achieve the Five-Year Strategic Plan.

TRUSTEE PERFORMANCE

REVIEW

A review of the Trust and Trustee performance was undertaken by Terry Kilmister of BoardWorks International Ltd and his summary follows:

Although the Ngā Tāngata Tiaki o Whanganui Trust is still in the early stages of development, it has quickly established itself as a committed and competent governing body. As iwi members and the Trust prepare for the next round of Trustee elections, it is important to emphasise sound induction, an ongoing high standard of chairmanship and a well-structured board charter (Governance Guidelines). These are all necessary components in support of continuity of governance focus and ongoing effectiveness throughout any Trust membership changes. It is imperative that in electing Trustees, iwi members take account of the need to ensure that the right skills and perspectives are present in the Trust boardroom, now and into the future.

In addition to preparing for the possibility of bringing newly appointed Trustees into the Trust's processes, the Trust is also in the process of recruiting and appointing a CE. This will provide an opportunity to appoint an organisation leader who will assist both the Trust and its operational staff to continue to lift NTT's performance in the achievement of its medium to longer-term goals.

The Trust has developed the framework for a long-term plan that will provide the CE and staff with guidance as they prepare their operational plans.

The current Trust members have served the Trust well with a deep commitment to ensuring both the growth of the investment and the return to iwi and hapū of the river.

The time is now right for the Trust, in partnership with its subsidiary entities and its membership, to consolidate the good work carried out to date and to explore new opportunities to honour the spirit and intent of the Trust Deed.



Terry Kilmister
BoardWorks International Ltd
Governance Performance Reviewer
10 September 2018

TE NGA KINGA O WHANGANUI CHAIRS REPORT



Tēnā kautau

It is my privilege to report on the progress of Te Ngakinga o Whanganui Investment Trust (Te Ngakinga) over the past financial year. It has been a particularly busy and productive year for Te Ngakinga as it continues to build on the solid investment foundations built in its first year.

Progress Toward Achievement of Investment Goals

Te Ngakinga's first financial year (2016-17) was focused on developing robust investment foundations that were consistent with Tupua Te Kawa and, specifically, the Statement of Investment Policies & Objectives (SIPO) to guide the types and sizes of investments that Te Ngakinga would make.

During this period, Te Ngakinga received \$28.5m of settlement funds by way of a loan from Ngā Tāngata Tiaki o Whanganui Trust (NTT). A further \$55.0m of settlement funds was received, again by way of loans / advances, in the opening quarter of 2017-18 - \$25.0m in April and \$30.0m in June.

With solid investment foundations in place, Te Ngakinga's focus through its second financial year, i.e. the 2017-18 year in review, turned to implementing its investment strategy. The SIPO required Te Ngakinga to invest only in managed funds and/or term deposits until its Direct Investment Policy was approved by NTT. Further, the SIPO requires 60% of the investment portfolio to be 'Growth Asset' investments (which includes direct investments) and 40% 'Defensive Assets':

Growth Assets

These investments are designed to grow the capital value of the investment portfolio and include investments such as equities (shares) in both domestic and global entities, alternative investments such as private equity, infrastructure, etc and property. They tend to have higher levels of risk but with the potential to deliver higher returns over longer investment timeframes, generally in the form of capital growth.

For example, shares often deliver income by way of dividends however the majority of the return (gains or losses) usually comes from changes in the value of the company reflected in share price. These returns are influenced by market fluctuations and can therefore vary, a little or a lot, over shorter term time frames. These shorter term changes in return (or value of the investment), known as volatility, is the reason growth assets are considered higher risk investments. However, the objective of growth assets is to negate the short term volatility by holding the investments for long periods to deliver overall net value growth.

Defensive Assets

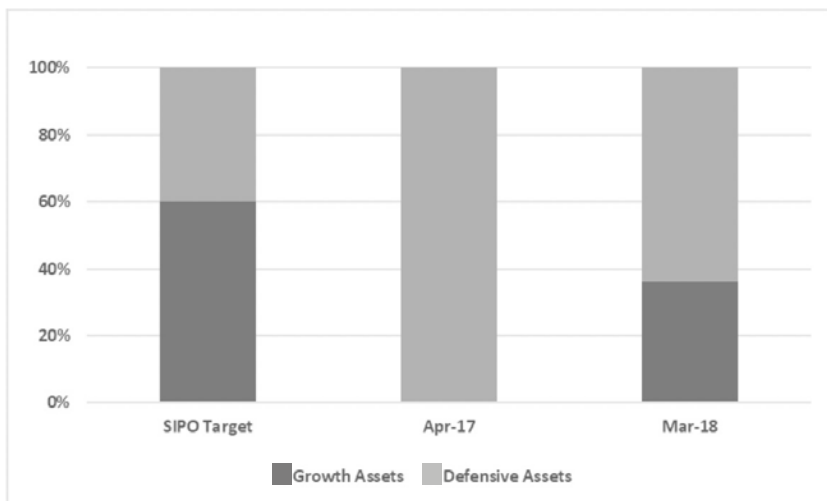
These investments are designed to provide returns in the form of income / cash rather than capital growth. They tend to be lower risk investments with more stable but reduced levels of return over the long term. Defensive assets include short-term cash deposits, fixed interest investments (eg – secured loans to government or corporate entities).

The first step in this implementation process involved working with our independent international investment advisor, Cambridge Associates, to assess the numerous managed fund options, determining those that aligned best with Te Ngakinga’s investment strategy, ensuring compliance with its investment framework and SIPO and investing the requisite level of settlement funds into those selected managed fund investments. Given the importance of getting this right, Te Ngakinga adopted a very deliberate and conservative approach to this implementation phase. This is highlighted in the following table which illustrates the additional \$55m of cash received from NTT through April and June and the subsequent investment of the cash into managed funds through the August to March period.



By 2017-18 year-end, Te Ngakinga had invested circa \$56m or 67% of settlement funds into seven separate managed funds. The SIPO ultimately requires 2% of the investment portfolio to be held in cash reserves meaning Te Ngakinga had a further circa \$27.5m to invest in additional managed funds at year-end.

Cash / term deposits are included within the Defensive asset category. Therefore, as Te Ngakinga moved through its investment implementation cycle, the investment portfolio’s fully defensive assets were replaced by new growth asset class investments.



Overall, the Board was pleased with the progress made through the 2017-18 financial year toward achieving the SIPO investment goals.

This investment process continued through the early part of the 2018-19 financial year. As at the end of July 2018, Te Ngakinga had invested a further circa \$14m into three new managed funds, increasing managed fund investments to circa \$70m or 84% of settlement funds. Approximately \$13.5m remains to be invested with the Board having recently resolved to apply these funds to a further two additional managed funds. Once completed, Te Ngakinga will have fully achieved its SIPO investment targets, i.e – 98% of settlement funds invested in managed funds with a 60% growth asset class and 40% defensive asset class split.

Direct Investment Policy

A key output from the SIPO and the Annual Plan for the year was for Te Ngakinga to develop a Direct Investment Policy (DIP) setting out the framework and requirements to be adhered to when undertaking direct investments:

Direct investments

Those investments in which the investor directly acquires the particular assets rather than investing in collective investment vehicles (such as managed funds) that pool investor money to buy or sell assets. A direct investor is wholly responsible for the asset, has control over it, reaps all of the rewards and assumes all of the risks.

Development of the DIP commenced through 2017 and was completed and adopted by both Te Ngakinga and NTT mid-2018. It is a comprehensive document providing the principles, objectives, framework and process to be followed when Te Ngakinga considers and undertakes direct investments.

Te Ngakinga's priority is to identify and pursue direct investments where it has discernible advantages not typically available to general mainstream investors with the ability, therefore, to derive premium returns. These advantages are likely to be derived from:

- Settlement / Treaty rights both formally and via mana whenua status
- location and local economic strengths and stewardship
- investment time horizon, i.e. perpetual, and the ability to tolerate illiquidity and volatility
- relationship / partnership opportunities with other aligned regional and/or iwi investors with unique direct investment advantages
- brand, values and culture

It is difficult to place firm timelines on implementing direct investments because they are often opportunistic in nature; in fact it is important to remain patient and diligent to ensure only premium investments are pursued – however Te Ngakinga hope to have one to two high quality direct investments completed within the next year.

Financial Performance

Te Ngakinga delivered a \$1.6m profit for 2017-18. With funds received from NTT mostly held in cash and term deposits through large proportions of the year as managed fund investment options were considered, the primary driver of the profit result was interest earnings on these cash / term deposits. Global political and economic instability, particularly through the latter months of the 2017-18 financial year, resulted in value losses in those globally based managed fund investments. These losses were offset by dividends received and foreign currency conversions. Overall, a small positive net earnings result was generated against Te Ngakinga's managed fund investment portfolio for the year.

Te Ngakinga's operating costs were well managed coming in 15% under budget.

The following is a summary of the financial performance result for Te Ngakinga through the 2017-18 financial year.

FINANCIAL PERFORMANCE 2017-18	\$'000s
Net Earnings / Movement in Managed Fund Investments	\$227
Interest Earnings from Cash Reserves / Term Deposits	\$1,637
Other Income	\$19
Total Earnings	\$1,882
Operating Expenses	-\$230
Profit for 2017-18	\$1,602

Based on starting funds of circa \$28.5m and receiving the additional circa \$55.0m during the course of the year amounted to average funds under Te Ngakinga management of circa \$80m through 2017-18. The \$1.6m profit, therefore, amounted to a 2.0% return against average funds under management. The SIPO requires a minimum average 4.0% + CPI return over a rolling 3-year period, noting we are only in the second year of investment. Investment returns will therefore need to improve over the next financial year to ensure this rolling 3-year return is met. It should be reiterated that Te Ngakinga is a long-term investor and we remain confident that, with Te Ngakinga's asset allocation, the SIPO target will be achieved over the medium to long term.

The lower than ideal return in this year is primarily due to 2 factors:

- (i) The transition from lower income earning cash / term deposits to typically higher returning (over the long term) managed fund investments as Te Ngakinga built up its investment portfolio in accordance with SIPO; and
- (ii) Lower than expected managed fund returns as a result of global uncertainty.

The lower managed funds return is of no immediate concern given these are, as already noted, long-term investments. In fact, we are now experiencing significant uplifts more than offsetting the lows through 2017-18.

Given Te Ngakinga has no control and influence over the global or domestic political and economic environment, the more relevant performance metric for Te Ngakinga is to ensure it is performing at or above industry benchmarks for its applicable investments. Based on data provided by Cambridge Associates, the benchmark return against Te Ngakinga's mix of assets was 1.9%. Te Ngakinga therefore outperformed benchmark through 2017-18.

It is pleasing to report that, not only has Te Ngakinga continued to successfully implement its investment portfolio in accordance with SIPO requirements, the financial performance, specifically its managed fund investments, has increased markedly through the first quarter of 2018-19. The downward volatility experienced over the final months of 2017-18 have been replaced by positive value growth. Te Ngakinga's first quarter financial performance is summarised in the following table.

First Quarter Performance	\$'000s
Net Earnings / Movement in Managed Fund Investments	\$2,084
Interest Earnings from Cash Reserves / Term Deposits	\$38
Total Earnings	\$2,122
Operating Expenses	-\$126
Profit for 2017-18	\$1,996

The nearly \$2.0m profit for the first quarter amounts to a circa 2.3% return against the average funds under Te Ngakinga management through the 3 months, in excess of the return generated through the entire 2017-18 year and, should this continue, we will easily meet our rolling 3-year return target. This is an excellent start to the year, however global uncertainty remains which is likely to result in continued volatility of returns, both positively and negatively. Global equity markets are at record highs and it can be expected that a market correction will occur at some point in the future.

Finally, I wish to pay tribute to Nancy Tuaine, who left Te Ngakinga during the year due to the significant number of other commitments she had. Nancy always provided wise counsel to me in my role as Chair and her commitment to Te Awa Tupua and our people always sees her bring her considerable skills to bear for the advancement of both – it is pleasing to see her continue her contribution through her recent election to Ngā Tāngata Tiaki. Te Ngakinga was then pleased to welcome Declan Millin as Nancy's replacement. Declan is a chartered accountant who also serves on the NTT Audit & Risk Committee – he has a strong commercial background and has already demonstrated his expertise through his contributions to Te Ngakinga. I also wish to thank Keria Ponga for her contributions to the Trust throughout the year.

Nāku te rourou nāu te rourou ka ora ai te iwi

Kia ora



Simon Karipa, Chairman.

TE NGA KINGA O WHANGANUI INVESTMENT TRUST

FIVE YEAR STRATEGIC PLAN 2016-21

(Updated for the 2018-19 Financial Year: Year 3 Stabilise)



NGĀ UARA

- KA WHAKATŌ NGĀ PURAPURA** PROTECT THE ASSETS OF TE NGA KINGA FOR FUTURE GENERATIONS
- KA NGAKI I TE MĀRA** TO GROW AND DEVELOP THE ASSETS OF TE NGA KINGA SO THEY PROVIDE FOR TODAY & TOMORROW
- KA PUĀWAI NGĀ HUA** THAT THE IWI HAVE THE BENEFITS OF OUR WORK

This strategic plan aligns with the Five Year Strategic Plan of Ngā Tāngata Tiaki o Whanganui (NTTOW). Te Ngakinga is committed to delivering the strategic directions described in this plan and in doing so meeting its accountability to Ngā Tāngata Tiaki and ngā Iwi of Whanganui. This plan recognises that the Trust is in its establishment phase and is building its investment approach.



KEY FOCI

Clarity and Understanding across all communities of Te Awa Tupua

OBJECTIVE

Specific outcomes sought

- Te Ngakinga strategy and plans aligned with Ngā Tāngata Tiaki Group Communications Plan
- Te Ngakinga's SIPO, DIP, Strategic & Annual Plans all aligned to Ngā Tāngata Tiaki Strategic Goals and available to all uri
- Te Ngakinga profile amongst uri is raised

KEY PERFORMANCE INDICATORS

Indicators that monitor success

- Te Ngakinga contributes to NTT Group communications regularly
- Te Ngakinga corporate documentation available for review by uri
- Te Ngakinga's role is understood by uri
- Te Ngakinga communicates in a way accessible to uri, including by providing accessible reporting of progress

Whanganuitanga

- Te Ngakinga upholds Whanganuitanga
- Te Ngakinga contributes (where possible) to hapū development

- Te Ngakinga seen to behave in accordance with Tupua Te Kawa
- Te Ngakinga investigates investment opportunities that have the potential to benefit hapū

A Prosperous Tribal Nation

- Te Ngakinga contribute to Ngā Tāngata Tiaki Group wealth creation
- Contributes towards iwi having the knowledge, capability and opportunity to ensure that iwi assets are managed prudently and grow to provide for current priorities and future prosperity
- Direct Investment Policy completed and implemented

- Te Ngakinga trustees participate in Ngā Tāngata Tiaki Group asset management workshops
- Te Ngakinga developed, along with NTT, appropriate structures and processes to assess investment opportunities as they arise (including environmental impacts)
- Te Ngakinga assesses investment opportunities from within the iwi against relevant investment criteria and processes
- Where appropriate, Te Ngakinga assists in the development of investment capability and understanding within the iwi
- Te Ngakinga implements Direct Investment Policy

Trust and confidence

- Continual improvement of governance, management and organisational performance, proficiency, effectiveness and excellence

- Te Ngakinga adopts Governance Guidelines
- Te Ngakinga meets its benchmark return objectives over rolling 3-year periods

TE NGA KINGA O WHANGANUI INVESTMENT TRUST

ANNUAL PLAN 2018-19

Mouri Ora, Mouri Awa, Mouri Tangata

The health and wellbeing of the Awa,
the health and wellbeing of the Iwi.



In order to support the Five Year Strategic Focus this Annual Plan focuses on proficient, effective and excellent delivery over 2018-2019 of outputs necessary to meet objectives relating to:

- The effective governance of Te Ngakinga with suitable management support made available to allow it to perform its duties and align its strategic priorities with those of NTT Group;
- Growing Tribal Prosperity; and
- Developing and maintaining relationships and networks both within NTT Group and externally with other iwi and groups that may provide Te Ngakinga with suitable investment opportunities.

PROJECT	DESCRIPTION	INDICATORS
Governance arrangements	<ul style="list-style-type: none"> • Te Ngakinga governance arrangements bedded in and operating effectively 	<ul style="list-style-type: none"> • By the end of June 2018: <ul style="list-style-type: none"> - LoE is agreed between NTTOW and Te Ngakinga - Updated Strategic Plan and 2018-19 Annual Plan & Budget is accepted by NTTOW • Te Ngakinga reports quarterly to NTTOW including by having a representative report at NTTOW meetings • Te Ngakinga provides all monthly performance investment reports to NTTOW for review
Alignment with Ngā Tangata Tiaki Group	<ul style="list-style-type: none"> • Te Ngakinga works in a complementary manner with all other members of NTT Group and in accordance with all planning documentation approved by NTTOW 	<ul style="list-style-type: none"> • Ongoing, Te Ngakinga will meet its reporting and planning obligations with NTTOW • By December 2018, Te Ngakinga, has met with: <ul style="list-style-type: none"> - NTTOW to inform its strategic and annual planning round for the next financial year - the Iwi Development Trust to better understand its role and strategic objectives
Growth and Prosperity	<ul style="list-style-type: none"> • Te Ngakinga implements its SIPO • Direct asset investment assessment approach implemented • Assisting iwi member investment knowledge 	<ul style="list-style-type: none"> • By the end of December 2018, Te Ngakinga has fully implemented its strategic asset allocation pursuant to its SIPO (with the exception of the direct investment category) • By the end of June 2018, Te Ngakinga has approved a Direct Investment Policy (DIP) that is approved by NTTOW following at least one workshop with NTTOW • By the end of September 2018 Te Ngakinga has provided for publication an article outlining who Te Ngakinga is; its role and an introductory paper on investment fundamentals in layman's terms – to be published in any relevant NTTOW publication • By the end of December 2018 Te Ngakinga has completed due diligence on at least 1 DIP opportunity
Relationships (internal & external)	<ul style="list-style-type: none"> • Relationship building with other iwi settlement entities • Investment network development 	<ul style="list-style-type: none"> • Te Ngakinga attends as many relevant iwi co-investment meetings as considered appropriate • Te Ngakinga develops investment networks nationally as required
Environmental scanning	<ul style="list-style-type: none"> • Te Ngakinga maintains a watching brief over activities within the Manawatū-Whanganui area that might lead to investment opportunities 	<ul style="list-style-type: none"> • By September 2018, Te Ngakinga trustees have developed Te Ngakinga's profile within the Manawatū-Whanganui area as a potential local investor



Te Ngakinga o Whanganui Investment Trust

Performance Report for the Year
Ended 31 March 2018

Contents

Directory	3
Approval of Financial Statements	4
Statement of Comprehensive Revenue and Expense	5
Statement of Changes in Net Assets	6
Statement of Financial Position	7
Statement of Cash Flows	8
Notes to Financial Statements	9



Directory

Nature of Business	To receive, use and administer the Trust Funds exclusively for Charitable Purposes
Date of Formation	23 May 2016
Charities Number	CC53926
Contact Person	Simon Karipa
Contact Details	simon.karipa@gmail.com 357 Victoria Ave Whanganui
Registered Office	357 Victoria Ave Whanganui
Trustees	Nancy Tuaine (resigned 6 November 2017) Simon Karipa Keria Ponga
Bankers	BNZ Bank 84 The Square Palmerston North ANZ Bank 87 Victoria Ave Whanganui
Auditors	Silks Audit Chartered Accountants Ltd 156 Guyton St Whanganui
IRD Number	121-511-231
Settlers	Ngā Tāngata Tiaki o Whanganui
Tax Status	Exempt



Approval of Financial Statements

The Trustees are pleased to present the approved Financial Statements for the year ended 31 March 2018.

APPROVED


For and on behalf of the Trustees



Trustee

27 August 2018

Date



Trustee

27 August 2018

Date



Statement of Comprehensive Revenue and Expense

For the Year Ended 31 March 2018

	Notes	2018 \$NZ	2017 \$NZ
Revenue from Exchange Transactions			
Dividends		346,571	-
Interest	3	1,637,051	24,296
Sundry Income	8	18,724	-
Total Revenue		2,002,346	24,296
Expenses			
Administration Expense	4	61,681	28,669
Interest Expense	8	-	18,725
Loss on Managed Funds Portfolio		293,950	-
Portfolio Management Fees		165,910	-
Trustee Remuneration	8	52,516	49,500
Total Expenses		574,057	96,894
Total Surplus/(Deficit) for the Year		1,428,289	(72,598)
Other Comprehensive Revenue and Expenses			
Foreign Currency Translation		173,897	-
Total Comprehensive Revenue and Expenses for the year		1,602,186	(72,598)

These financial statements should be read in conjunction with the notes to the financial statements.

Statement of Changes in Net Assets

For the Year Ended 31 March 2018

	Share Capital	Foreign Currency Translation Reserve	Accumulated Comprehensive Revenue and Expense	Total
	\$NZD	\$NZD	\$NZD	\$NZD
For the Year Ended 31 March 2018				
Opening Balance 1 April 2017	10	-	(72,598)	(72,588)
Capital Contributions	-	-	-	-
Surplus/Deficit for the Year	-	-	1,428,289	1,428,289
Other Comprehensive Income	-	173,897	-	173,897
Closing Equity 31 March 2018	10	173,897	1,355,691	1,529,598
For the Year Ended 31 March 2017				
Opening Balance 1 April 2016	-	-	-	-
Capital Contributions	10	-	-	10
Surplus/Deficit for the Year	-	-	(72,598)	(72,598)
Other Comprehensive Income	-	-	-	-
Closing Equity 31 March 2017	10	-	(72,598)	(72,588)

These financial statements should be read in conjunction with the notes to the financial statements.

Statement of Financial Position

As at 31 March 2018

	Notes	2018 \$NZ	2017 \$NZ
Current Assets			
Cash and Cash Equivalents	5	24,358,525	28,500,000
Current Investments	6	4,720,620	-
Prepayments		5,898	-
Receivables from Exchange Transactions		23,661	24,296
		29,108,704	28,524,296
Non-Current Assets			
Non-Current Investments	7	56,236,880	-
		56,236,880	-
Total Assets		85,345,584	28,524,296
Current Liabilities			
Trade and Other Creditors		63,585	18,724
Advance - Ngā Tāngata Tiaki o Whanganui	8	652,401	78,159
		715,986	96,883
Non-Current Liabilities			
Loans	8	83,100,000	28,500,000
		83,100,000	28,500,000
Total Liabilities		83,815,986	28,596,883
Net Assets		1,529,598	(72,588)
Equity			
Accumulated Comprehensive Revenue and Expense		1,355,691	(72,598)
Foreign Exchange Reserve		173,897	-
Trust Capital		10	10
Total Net Assets Attributable to the Owners of the Controlling Entity		1,529,598	(72,588)

These financial statements should be read in conjunction with the notes to the financial statements.



Statement of Cash Flows

For the Year Ended 31 March 2018

	Notes	2018 \$NZ	2017 \$NZ
Cash Flows from Operating Activities			
Interest Received		1,640,975	-
Net GST Received		4,811	-
Cash Paid to Suppliers		(230,520)	-
Net Cash Flows from Operating Activities		1,415,266	-
Cash Flows from Investing Activities			
Disposals / (Purchases) of Fixed Assets		-	-
Purchase of Investments		(60,904,880)	-
Net Cash Flows from Investing Activities		(60,904,880)	-
Cash Flows from Financing Activities			
Funds Introduced from Finance Activities		55,174,242	28,500,000
Net Cash Flows from Financing Activities		55,174,242	28,500,000
Net Increase/(Decrease) in Cash and Cash Equivalents		(4,315,372)	28,500,000
Effect of Exchange Rate Fluctuations on Cash Held		173,897	-
Cash and Cash Equivalents at beginning of year		28,500,000	-
Cash and Cash Equivalents at the end of year	4	24,358,525	28,500,000

These financial statements should be read in conjunction with the notes to the financial statements.



Notes to Financial Statements

1. Statement of Accounting Policies

Reporting Entity

Te Ngakinga o Whanganui Investment Trust is a Charitable Trust formed 23 May 2016.

Te Ngakinga o Whanganui Investment Trust (the "Trust") is a public benefit entity for the purposes of financial reporting in accordance with the Financial Reporting Act (2013).

Statement of Compliance

The Financial Statements for the Trust have been prepared in accordance with Generally Accepted Accounting Practice in New Zealand ("NZ GAAP"). They comply with the Public Benefit Entity Accounting Standards Reduced Disclosure Regime ("PBE Standards RDR") as appropriate for Tier 2 not-for-profit public benefit entities, for which all reduced disclosure regime exemptions have been adopted.

The Trust has under \$30m of expenses and is not publically accountable. They have elected to report under Tier 2.

Measurement Basis

The Financial Statements have been prepared on the historical cost basis except for assets and liabilities that have been measured at fair value. The accrual basis of accounting has been used unless otherwise stated.

Going Concern

The financial statements have been prepared on a going concern basis. The Trustees, based on support from Nga Tangata Tiaki o Whanganui, do not believe there is any risk around the Trusts continuity into the foreseeable future.

Functional and Presentation Currency

These financial Statements are presented in New Zealand dollars (NZD). There has been no change in functional currency of the Trust during the year.

Foreign Currency

Transactions in foreign currencies are converted at the New Zealand rate of exchange ruling at the date of the transaction. At balance date foreign monetary assets and liabilities are translated at the closing rate and variations arising from these transactions are included in Other Comprehensive Revenue and Expenses.

Comparatives

Comparative amounts are from the audited financial statements for the year ended 31 March 2017.

Use of Estimates and Judgements

The preparation of Financial Statements requires management to make judgments, estimates and assumptions that effect the application of accounting policies and the reported amounts of assets, liabilities, income and expenses. Actual results may differ from these estimates.

Estimates and underlying assumptions are reviewed on an ongoing basis. Revisions to accounting estimates are recognised in the period in which the estimate is revised and in any future periods affected.

In particular, information about significant areas of estimation uncertainty and critical judgments in applying accounting policies that have the most significant effect on the amount recognised in the financial Statements are disclosed where applicable in the relevant notes to the Financial Statements.

Judgements made by management in the application of the PBE Standards RDR that have significant effects on the Financial Statements and estimates with a significant risk of material adjustments in the next year are disclosed, where applicable, in the notes to the Financial Statements.

2. Significant Accounting Policies

The significant accounting policies adopted by the Trust noted below have been consistently applied to all periods presented in these Financial Statements.

Revenue

Revenue is measured at the fair value of the consideration received. Revenue is recognised when the significant risks and rewards of ownership have been transferred to the buyer and when the right to receive payment is established.

Interest income

Interest income from a financial asset is recognised when it is probable that the economic benefits will flow to the Trust and the amount of income can be measured reliably. Interest income is accrued on a time basis, by reference to the principal outstanding and at the effective interest rate applicable, which is the rate that exactly discounts estimated future cash receipts through the expected life of the financial asset to that asset's net carrying amount on initial recognition.

Goods and Services Tax

The Trust is registered for GST. All amounts are stated exclusive of goods and services tax (GST) except for accounts payable and accounts receivable which are stated inclusive of GST.

Financial Instruments

Non-derivative financial instruments

Non-derivative financial instruments comprise investments in equity securities accounted for as available for sale financial assets, trade receivables, cash and cash equivalents, short term borrowings and trade payables.

Non-derivative financial instruments are recognised initially at fair value plus, for instruments not at fair value through Statement of Comprehensive Revenue and Expense, any directly attributable transaction costs.

Subsequent to initial recognition non-derivative financial instruments are measured as described below.

A financial instrument is recognised if the Trust becomes a party to the contractual provisions of the instrument. Financial assets are derecognised if the Trust's contractual rights to the cash flows from the financial assets expire or if the Trust transfers the financial asset to another party without retaining control or substantially removing all the risks and rewards of the asset. Purchases and sales of financial assets are accounted for at trade date i.e. the date that the Trust commits itself to purchase or sell the asset. Financial liabilities are derecognised if the Trust's obligations specified in the contract expire or are discharged or cancelled.

Cash and cash equivalents comprise cash balances and call deposits. Bank overdrafts that are repayable on demand and form an integral part of the Trust's cash management are included as a component of cash and cash equivalents for the purpose of the Statement of cash flows.

Loans

Loans are classified as other non-derivative financial instruments and are stated at amortised cost.

Advances

Advances are classified as other non-derivative financial instruments and are stated at cost.

Trade Receivables

Trade receivables classified as other non-derivative financial instruments are stated at amortised cost using the effective interest method, less any impairment losses for amounts that have a significant risk of non-collection. When a receivable is identified as being non-collectible it is expensed immediately in profit and loss.

Trade Payables

Trade payables are classified as other non-derivative financial instruments and are stated at amortised cost.

Impairment

The carrying amounts of the Trust's assets are reviewed at each balance sheet date to determine whether there is any objective evidence of impairment. An impairment loss is recognised whenever the carrying amount of an asset exceeds its recoverable amount, Impairment losses directly reduce the carrying amount of assets and are recognised in the Statement of Comprehensive Revenue and Expense.

Determination of Fair Value

A number of the Trust's accounting policies and disclosures require the determination of fair value, for both financial and non-financial assets and liabilities. Fair values have been determined for measurement and/or disclosure purposes based on market value.

Portfolio Managed Funds are subsequently measured at fair value with gains and losses recognised in the Comprehensive Revenue and Expense. Any foreign exchange differences are recognised in the Other Comprehensive Revenue and Expense and presented in the Foreign Currency Translation reserve. Upon de-recognition, the accumulated gain or loss within net assets/equity is reclassified to surplus or deficit.



3. Interest Revenue

	2018 \$NZ	2017 \$NZ
Interest Revenue from Cash & Cash Equivalents and Term Deposits	1,637,051	24,296
Total Interest Revenue	1,637,051	24,296

4. Administrative Expenses

Administrative Expenses includes the following expenses:

	2018 \$NZ	2017 \$NZ
Accountancy	1,000	2,000
Administrative Fee	54,000	-
Audit Fee	1,750	-
Bank Service Charges	313	-
General Expenses	255	527
Insurance	3,628	-
Professional Fees	-	25,135
Travel Expenses	735	639
Total Admin Expenses	61,681	28,669

5. Cash and Cash Equivalents

	2018 \$NZ	2017 \$NZ
Cash at bank	20,907,577	-
Short term deposits with maturities of less than 3 months	3,450,948	28,500,000
Total Cash and Cash Equivalents	24,358,525	28,500,000

6. Current Investments

	2018 \$NZ	2017 \$NZ
Short term deposits with maturities of greater than 3 months and less than 12 months	4,720,620	-
Total Current Investments	4,720,620	-

7. Non-Current Investments

	2018 \$NZ	2017 \$NZ
AMP Capital NZ Fixed Interest Fund	19,388,108	-
ANZ Investments Wholesale Fund	11,625,925	-
Aviva Investors Multi-Strategy Target Return Fund	6,433,911	-
Devon Trans-Tasman Wholesale Fund	5,112,894	-
GQG Partners Emerging Markets Equity Fund	2,397,043	-
Magellan Financial Group (MFG) Global Fund	5,278,995	-
Pacific Investment Management Company (PIMCO) Global Fund	6,000,000	-
Total Non-Current Investments	56,236,880	-

In the 2018 financial year there was an initial application of funds invested in various fund manager portfolios as part of the ordinary course of business of the Trust. The performance of these funds are monitored by the Board of Trustees and the Portfolio Management Entity. The results of the year in the Statement of Financial Performance show a net increase of the value of the portfolio of \$226,518 made up of portfolio gains of \$346,571, portfolio losses of \$293,950 and a foreign currency transaction gain of \$173,897. The Trust also incurred Portfolio Management Fees of \$165,910. Due to 2018 being the first year the funds have been invested, there are no comparatives for these transactions.



8. Related Party Transactions

Ngā Tāngata Tiaki o Whanganui (NTT)

NTT is the settlor and parent entity of Te Ngakinga o Whanganui Investment Trust.

Loans (\$83,100,000) are presented in the Statement of Financial Position as per the Trust Deed and Loan contracts. The term of the loan is 30 years and is repayable on demand. The interest rate is calculated based on the one year swap rate at 31 December of the preceding year. The NTT trustees resolved not to accrue any interest to 31 March 2018, therefore the \$18,724 of interest accrued to 31 March 2017 has subsequently been written off.

Advances (\$652,401) are presented in the Statement of Financial Position as per the Trust Deed. The advance is measured at cost and is repayable on demand.

NTT and Te Ngakinga o Whanganui Investment Trust have a service agreement for NTT to provide office and administrative services to Te Ngakinga o Whanganui Investment Trust. The value of this agreement is \$54,000 (GST exclusive) annually. As at 31 March 2018 \$62,100 of the \$63,585 Trade and Other Creditors balance on the Statement of Financial Position relates to this service agreement.

Key Management Personnel

The key management personnel, as defined by PBE IPSAS 20 Related Party Disclosures, are the members of the governing body which is comprised of the Board of Trustees.

	2018 \$NZ	2017 \$NZ
Nancy Tuaine	14,588	13,750
Simon Karipa	23,340	22,000
Keria Ponga	14,588	13,750
Total Remuneration	52,516	49,500

9. Financial Instruments

The carrying amount of financial assets and liabilities in each of the financial instrument categories are as follows:

	2018 \$NZ	2017 \$NZ
Loans and Receivables		
Cash and Cash Equivalents	24,358,525	28,500,000
Current Investments	4,720,620	-
Receivables from Exchange Transactions	23,661	24,296
Prepayments	5,898	-
Total Loans and Receivables	29,108,704	28,524,296
Financial Assets at Fair Value		
Non Current Investments	56,236,880	-
Total Financial Assets at Fair Value	56,236,880	-
Total Financial Assets	85,345,584	28,524,296
Financial Liabilities		
Loans at Amortised Cost	83,100,000	28,500,000
Advances at Cost	652,401	78,159
Total Financial Liabilities	83,752,401	28,578,159

10. Contingent Assets & Liabilities

There were no known material contingent liabilities or assets to disclose at balance date (2017: nil).

11. Capital and Other Commitments

There were no known material capital or other commitments to disclose at balance date (2017: nil).



12. Events subsequent to balance date

On 5 April 2018 Te Ngakinga o Whanganui Investment Trust invested \$6,000,000 in the Milford Trans-Tasman Equity Fund.

On 13 July 2018, Te Ngakinga o Whanganui Investment Trust invested \$5.68m in the RWC Global Investment Fund.

The Trust is not aware of any other material events following reporting date that require disclosure.



WHANGANUI IWI FISHERIES LIMITED
FINANCIAL STATEMENTS

Financial Statements

Whanganui Iwi Fisheries Limited
For the period ended 31 March 2018

Contents

3	Audit Report
4	Directory
5	Approval of Financial Report
6	Statement of Comprehensive Revenue and Expenses
7	Statement of Financial Position
8	Statement of Movements in Equity
9	Statement of Cash Flows
10	Notes to the Financial Statements



INDEPENDENT AUDITORS REPORT

To the Shareholders of Whanganui Iwi Fisheries Limited

Report on the Audit of the Financial Statements

Opinion

We have audited the financial statements of Whanganui Iwi Fisheries Ltd on pages 6 to 14, which comprise the statement of financial position as at 31 March 2018, and the statement of comprehensive revenue and expenses, statement of movements in equity and statement of cash flows for the year then ended, and notes to the financial statements, including a summary of significant accounting policies.

In our opinion, the accompanying financial statements present fairly, in all material respects, the financial position of the Company as at 31 March 2018, and its financial performance and its cash flows for the year then ended in accordance with Tier 2 Not-For-Profit Public Benefit Entity Reduced Disclosure Regime issued by the New Zealand Accounting Standards Board.

Basis for Opinion

We conducted our audit in accordance with International Standards on Auditing (New Zealand) (ISAs (NZ)). Our responsibilities under those standards are further described in the Auditor's Responsibilities for the Audit of the Financial Statements section of our report. We are independent of the Company in accordance with Professional and Ethical Standard 1 (Revised) Code of Ethics for Assurance Practitioners issued by the New Zealand Auditing and Assurance Standards Board and the International Ethics Standards Board for Accountants' Code of Ethics for Professional Accountants (IESBA Code), and we have fulfilled our other ethical responsibilities in accordance with these requirements and the IESBA Code. We believe that the audit evidence we have obtained is sufficient and appropriate to provide a basis for our opinion.

Other than in our capacity as auditor we have no relationship with, or interests in, the Company.

Directors Responsibilities for the Financial Statements

Those charged with governance are responsible on behalf of the Company for the preparation and fair presentation of the financial statements in accordance with Tier 2 Not-For-Profit PBE Reduced Disclosure Regime, and for such internal control as those charged with governance determine is necessary to enable the preparation of financial statements that are free from material misstatement, whether due to fraud or error.

In preparing the financial statements, those charged with governance are responsible on behalf of the Company for assessing the Company's ability to continue as a going concern, disclosing, as applicable, matters related to going concern and using the going concern basis of accounting unless those charged with governance either intend to liquidate the Company or to cease operations, or have no realistic alternative but to do so.

Auditors Responsibilities for the Audit of the Financial Statements

Our objectives are to obtain reasonable assurance about whether the financial statements as a whole are free from material misstatement, whether due to fraud or error, and to issue an auditor's report that includes our opinion. Reasonable assurance is a high level of assurance, but is not a guarantee that an audit conducted in accordance with ISAs (NZ) will always detect a material misstatement when it exists. Misstatements can arise from fraud or error and are considered material if, individually or in the aggregate, they could reasonably be expected to influence the decisions of users taken on the basis of these financial statements.

A further description of the auditor's responsibilities for the audit of the financial statements is located at the XRB's website at:

<http://www.xrb.govt.nz/standards-for-assurance-practitioners/auditors-responsibilities/audit-report-8/>

Restriction on Distribution or Use

This report is made solely to the directors, as a body, in accordance with section 21 of the Constitution. Our audit work has been undertaken so that we might state to the directors those matters we are required to state to them in an auditor's report and for no other purpose. To the fullest extent permitted by law, we do not accept or assume responsibility to anyone other than the directors as a body, for our audit work, for this report, or for the opinions we have formed.



Cameron Town
Silks Audit Chartered Accountants Ltd
Whanganui, New Zealand

Date: 27 August 2018

Directory

Whanganui Iwi Fisheries Limited

For the period ended 31 March 2018

Nature of Business

Receiving, holding and managing Settlement Quota and Income Shares resulting from the Maori Fisheries Settlement and Maori Fisheries Act 2004.

Date of Incorporation

18 August 2006

Registered Office

357 Victoria Ave
Whanganui

Directors

Nancy Tuaine
Simon Karipa
Keria Ponga

Contact Person Details

Simon Karipa
simon.karipa@gmail.com
357 Victoria Ave
Whanganui

Accountant

Deloitte Rotorua

Auditors

Silks Audit Chartered Accountants Ltd
156 Guyton Street
Whanganui

Bankers

BNZ Bank
84 The Square
Palmerston North



Approval of Financial Report

Whanganui Iwi Fisheries Limited

For the period ended 31 March 2018

The Directors are pleased to present the approved financial report including the historical financial statements of Whanganui Iwi Fisheries Limited for period ended 31 March 2018.

APPROVED

For and on behalf of the Board of Directors



Chairperson

Date: 27 August 2018



Director

Date: 27 August 2018

Statement of Comprehensive Revenue and Expenses

Whanganui Iwi Fisheries Limited

For the period ended 31 March 2018

Account	2018	2017
Revenue from Exchange Transactions		
Fisheries Income	209,401	81,234
Dividend Received	136,605	115,019
Interest Received	41,045	15,558
Total Revenue from Exchange Transactions	387,051	211,811
Expenses		
Accountancy Fees	604	3,363
Audit Fees	-	2,969
Insurance	5,660	1,437
Other Administrative Expenses	39,983	3,210
Fisheries Levies and expenses	34,783	16,721
Valuation Fees	-	1,750
Donation - Te Whiringa Muka Trust	-	43,726
Loss on Sale of Asset	-	342
Total Expenses	81,030	73,518
Net Surplus for the Year	306,020	138,293
Taxation and Adjustments		
Income Tax Expense	53,588	-
Total Taxation and Adjustments	53,588	-
Total Comprehensive Revenue and Expenses for the Year	252,432	138,293

These financial statements should be read in conjunction with the notes



Statement of Financial Position

Whanganui Iwi Fisheries Limited

As at 31 March 2018

Account	Notes	31 Mar 2018	21-Mar-17
Assets			
Current Assets			
Cash and cash equivalent	3	82,412	308,054
Trade and Other Receivables	4	38,421	58,518
Term Deposits		1,642,203	1,058,720
Total Current Assets		1,763,036	1,425,292
Non-Current Assets			
Aotearoa Fisheries Limited		3,643,698	3,643,698
Fisheries Quota	7	3,442,632	3,442,632
Total Non-Current Assets		7,086,330	7,086,330
Total Assets		8,849,366	8,511,622
Liabilities			
Current Liabilities			
Trade and Other Payables		86,314	11,138
GST Payable (Receivable)		-	1,759
Income Tax Payable (Receivable)		9,857	-
Related Party Payables	8	106,288	104,250
Total Current Liabilities		202,459	117,147
Total Liabilities		202,459	117,147
Net Assets		8,646,907	8,394,475
Equity			
Equity		8,646,907	8,394,475
Total Equity		8,646,907	8,394,475

These financial statements should be read in conjunction with the notes



Statement of Movements in Equity

Whanganui Iwi Fisheries Limited

For the period ended 31 March 2018

Account	Original Capital	Asset Revaluation Reserve	Retained Earnings	Total
Equity				
2017 Period				
Opening Balance	7	1,562,246	6,693,929	8,256,182
Total Comprehensive Revenue for the Year	-	-	138,293	138,293
Revaluation of Fish Quota	-	-	-	-
Distribution to Owners	-	-	-	-
Closing Balance	7	1,562,246	6,832,222	8,394,475
2018 Period				
Opening Balance	7	1,562,246	6,832,222	8,394,475
Total Comprehensive Revenue for the Year	-	-	252,432	252,432
Revaluation of Fish Quota	-	-	-	-
Distribution to Owners	-	-	-	-
Closing Balance	7	1,562,246	7,084,654	8,646,907

These financial statements should be read in conjunction with the notes



Statement of Cash Flows

Whanganui Iwi Fisheries Limited

For the period ended 31 March 2018

Account	2018	2017
Statement of Cash Flows		
Cash Flows from Operating Activities		
Receipts from providing goods and services	209,396	154,667
Interests, dividends and other investment receipts	144,898	113,304
Payments to suppliers and employees	(5,454)	(31,983)
GST	(8,335)	(11,533)
Income tax refunded/(Paid)	17,336	0
Total Cash Flows from Operating Activities	357,841	224,455
Cash Flows From Investing Activities		
Receipt from sale of investments	-	1,040,439
Payment to purchase investments	(583,483)	(1,058,720)
Total Cash Flows From Investing Activities	(583,483)	(18,281)
Cash Flows from Financing Activities		
Cash Flows from Financing Activities	0	0
Total Cash Flows from Financing Activities	0	0
Net Cash Flows	(225,642)	206,174
Cash Balances		
Cash and cash equivalents at beginning of period		
Cash and cash equivalents at beginning of period	308,054	101,880
Cash and cash equivalents at end of period		
Cash and cash equivalents at end of period	82,412	308,054
Total Cash and cash equivalents at end of period	82,412	308,054
Net Change in cash for period	(225,642)	206,174

These statements are to be read in conjunction with the Notes to the Financial Statements. These Financial Statements have been audited.



Notes to the Financial Statements

Whanganui Iwi Fisheries Limited

For the period ended 31 March 2018

1. Reporting Entity

Whanganui Iwi Fisheries Limited is a company incorporated under the Companies Act 1993.

Whanganui Iwi Fisheries Limited (the "Company") is a public benefit entity for the purpose of financial reporting in accordance with the Financial Reporting Act (2013).

Statement of Compliance

The company has opted to present the financial statement in accordance with Generally Accepted Accounting Practice in New Zealand ("NZ GAAP"). They comply with the Public Benefit Entity Accounting Standards Reduced Disclosure Regime ("PBE Standards RDR") as appropriate for Tier 2 not for-profit public benefit entities, for which all reduced disclosure regime exemptions have been adopted.

The Company has under \$30m of expenses and is not publically accountable. They have elected to report under Tier 2.

Measurement Basis

The Financial Statements have been prepared on the historical cost basis except for assets and liabilities that have been measured at fair value. The accrual basis of accounting has been used unless otherwise stated.

Going Concern

The financial statements have been prepared on a going concern basis.

Comparatives

The Te Awa Tupua (Whanganui River Claims Settlement) Act 2017 came into force on 20 May 2017. The Act has recorded the acknowledgements and the apology offered by the Crown to Whanganui Iwi in the deed of settlement dated 5 August 2014 as well as gave affect to certain provisions of the deed of settlement, which is the deed that settles the Whanganui Iwi historical claims.

Upon settlement, the Company was granted to Ngā Tāngata Tiaki o Whanganui through a 100% ownership. The settlement happened on the 21 March 2017. Prior to the settlement, the Entity used to have the balance date as September.

Thus, the 2017 comparative figures are for the period 1 October 2016 to 21 March 2017 and the current year figures are for the period 22 March 2017 to 31 March 2018.

Functional and Presentation Currency

These financial Statements are presented in New Zealand dollars (NZD). There has been no change in functional currency of the Company during the year.

Use of Estimates and Judgements

The preparation of Financial Statements requires management to make judgments, estimates and assumptions that effect the application of accounting policies and the reported amounts of assets, liabilities, income and expenses. Actual results may differ from these estimates.

Estimates and underlying assumptions are reviewed on an ongoing basis. Revisions to accounting estimates are recognised in the period in which the estimate is revised and in any future periods affected.

In particular, information about significant areas of estimation uncertainty and critical judgments in applying accounting policies that have the most significant effect on the amount recognised in the Financial Statements are disclosed where applicable in the relevant notes to the Financial Statements.

Judgments made by management in the application of the PBE Standards RDR that have significant effects on the Financial Statements and estimates with a significant risk of material adjustments in next year are disclosed, where applicable, in the notes to the Financial Statements.



2. Significant Accounting Policies

The significant accounting policies adopted by the Company noted below have been consistently applied to all periods presented in these Financial Statements.

Revenue

Revenue is measured at the fair value of the consideration received. Revenue is recognised when the significant risks and rewards of ownership have been transferred to the buyer and when the right to receive payment is established.

Interest Income

Interest income from a financial asset is recognised when it is probable that the economic benefits will flow to the Company and the amount of income can be measured reliably. Interest income is accrued on a time basis, by reference to the principal outstanding and at the effective interest rate applicable, which is the rate that exactly discounts estimated future cash receipts through the expected life of the financial asset to that asset's net carrying amount on initial recognition.

Fisheries Income

Fisheries income is recognised when the Entity's right to receive payment is established and the amount can be measured reliably.

Dividend Income

Revenue from dividend is recognised when the entity's right to receive payments is established and the amount can be measured reliably.

Goods and Services Tax

The Company is registered for GST. All amounts are stated exclusive of goods and services tax (GST) except for accounts payable and accounts receivable which are stated inclusive of GST.

Financial Instruments

Non-derivative financial instruments

Non-derivative financial instruments comprise investments in equity securities accounted for as available for sale financial assets, trade receivables, cash and cash equivalents, short term borrowings and trade payables.

Non-derivative financial instruments are recognised initially at fair value plus, for instruments not at fair value through Statement of Comprehensive Revenue and Expense, any directly attributable transaction costs.

Subsequent to initial recognition non-derivative financial instruments are measured as described below.

A financial instrument is recognised if the Trust becomes apart of the contractual provisions of the instrument. Financial assets are derecognised if the Company's contractual rights to the cash flows from the financial assets expire or the Company transfers the financial asset to another party without retaining control or substantially removing all the risks and rewards of the asset. Purchases and sales of financial assets are accounted for at trade date i.e. the date that the Company commits itself to purchase or sell the asset. Financial liabilities are derecognised if the Company's obligations specified in the contract expire or are discharged or cancelled.

Cash and cash equivalents comprise cash balances and call deposits. Bank overdrafts that are repayable on demand and from an integral part of the Company's cash management are included as a component of cash and cash equivalents for the purpose of Statement of cash flows.

Advances

Advances are classified as other non-derivative financial instruments and are stated at cost.

Trade Receivables

Trade receivables classified as other non-derivative financial instruments are stated at amortised cost using the effective interest method, less any impairment losses for amounts that have a significant risk of non-collection. When a receivable is identified as being non-collectible it is expensed immediately in profit and loss.

Trade Payables

Trade payables are classified as other non-derivative financial instruments and are stated at amortised cost.

Fisheries Quota

Shares in the Fisheries Quota are measured at cost, previously measured at fair value. As per PBE IPSAS 29 they have been reclassified as per the latest fair value measurement.

Aotearoa Fisheries Limited

Shares in Aotearoa Fisheries Limited have been recorded in the financial statements of Whanganui Iwi Fisheries Limited (the Mandated Asset Holding Company) at their settlement value in October 2006 of \$3,643,698. An independent valuation of Aotearoa Fisheries Limited completed in December 2007 valued these shares at \$3,744,000 and a subsequent valuation in February 2009 indicates that these shares have a value of \$3,398,400.

Impairment

The carrying amounts of the Company's assets are reviewed at each balance sheet date to determine whether there is any objective evidence of impairment. An impairment loss is recognised whenever the carrying amount of the asset exceeds its recoverable amount, impairment losses directly reduce the carrying amount of assets and are recognised in the Statement of Comprehensive Revenue and Expense.

Determination of Fair Value

A number of the Company's accounting policies and disclosures require the determination of fair value, for both financial and non-financial assets and liabilities. Fair values have been determined for measurement and/or disclosure purposes based on the following methods. Where applicable, further information about the assumptions made in determining fair values is disclosed in the notes specific to that asset or liability.

Changes in Accounting Policies

The previous financial statements were reported under the Public Benefit Entity Simple Format Reporting - Accrual (Not-For Profit) and that the changes in accounting policies have no effect on prior years figures.

Fisheries Quota Shares have been reclassified and are measured at cost, which was previously measured at fair value. Refer to Note 7.

<u>Account</u>	<u>2018</u>	<u>2017</u>
3. Cash and Bank		
BNZ First	56,758	232,546
BNZ On Call	25,654	75,508
Total Cash and Bank	82,412	308,054



4. Trade and Other Receivables

Accounts Receivable	20,765	18,051
Accrued Interest	7,839	423
GST Receivable	4,173	
Prepayments	5,644	4,313
Taxation Refund Due	-	35,731
Total Trade and Other Receivables	38,421	58,518

Account	2018	2017
---------	------	------

5. Taxation Expense

Operating Surplus before tax	306,020	-
Prima facie tax expense at 17.5% (2017:0%) on operating surplus before tax	53,554	-
Income Tax Effects	-	-
Timing Differences	-	-
Non Deductible Expenses	32	-
Non Assessable Income	-	-
Tax expense per Profit and Loss	53,588	-

Whanganui Iwi Fisheries Limited was a Charitable organisation registered with the Charities Commission (Registration # CC 36940) in 2017 and was not subject to income tax. During the year, the Company has been registered under the Maori Tax Authority regime.

Account	2018	2017
---------	------	------

6. Taxation Receivable

Taxation	(5,000)	35,731
Total Taxation Receivable	(5,000)	35,731

7. Fisheries Quota

Opening Balance	3,442,632	3,442,632
Total Fisheries Quota	3,442,632	3,442,632

Revaluation Reserve

The revaluation reserve relates to the revaluation of the FMA8 Quota. There have been 2 revaluation since the quota was bought in at settlement value. The increase in the value of asset as a result of these increases was as follows:

Revaluations		\$
July 2011		809,948
September 2016		752,298
Total Revaluations		1,562,246

The value of the quota shares held by the Whanganui Iwi Fisheries Limited as at 31 March 2018 is \$3,442,632 (2016 : \$3,442,632).



8. Related Party Transactions

Ngā Tāngata Tiaki o Whanganui (the Parent) holds all the 7 shares in Whanganui Iwi Fisheries Limited and thus has 100% ownership of the Company.

Account	Type	2018	2017
Nga Tangata Tiaki O Whanganui	Payable	(104,246)	(104,250)
Nga Tangata Tiaki O Whanganui Advance Account	Payable	(2,042)	-
Nga Tangata Tiaki O Whanganui	Admin fees	(39,396)	-
Total Related Party Transactions		(145,684)	(104,250)

Key Management Personnel

The Company has related party relationship with its key management personnel. Key management personnel include the Directors, who get remunerated via Te Ngakinga o Whanganui Investment Trust. The directors include:

Nancy Tuaine
Simon Karipa
Keria Ponga

9. Capital and Other Commitments

There were no known material capital or other commitments to disclose as at balance date. (2017 \$0)

10. Contingent Assets & Liabilities

There were no known material contingent asset or liabilities to disclose as at balance date. (2017 \$0)

11. Events subsequent to balance date

There were no known material subsequent events to disclose as at balance date. (2017 \$0)



